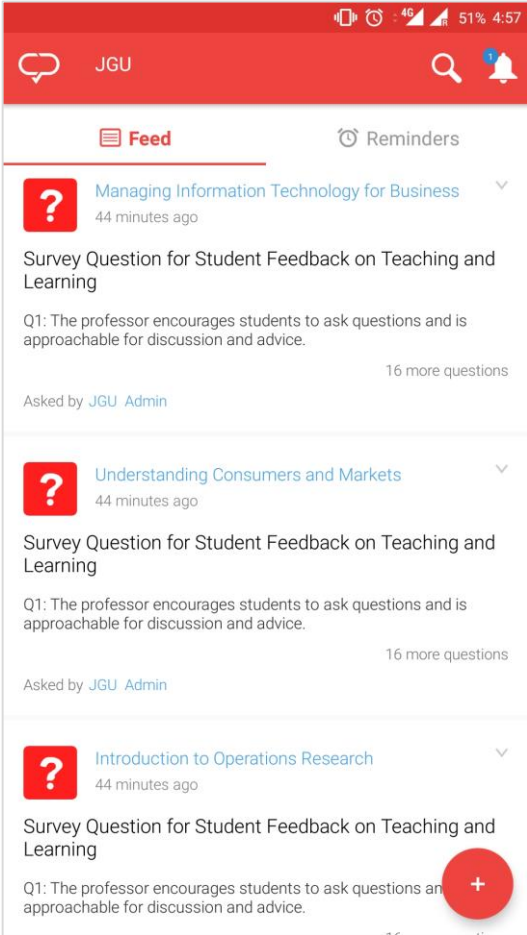
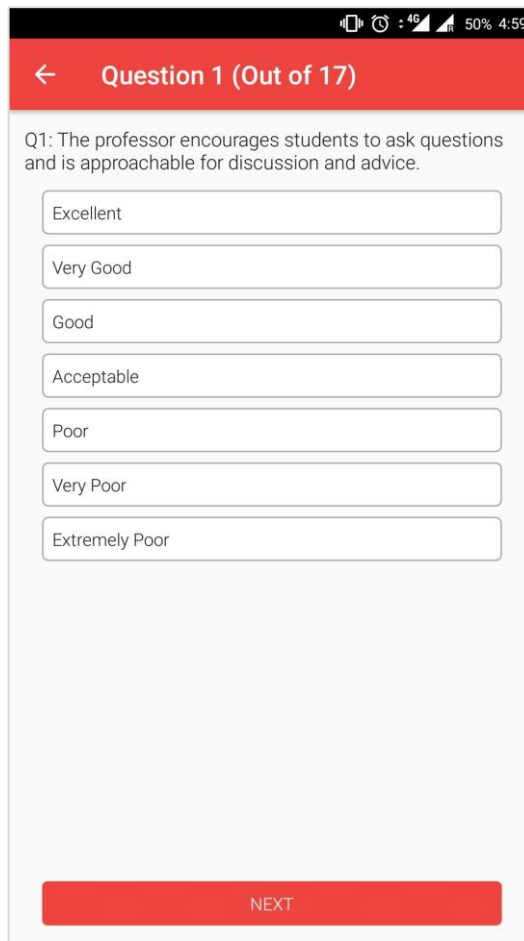




## **CollPoll Feedback Guide - Android**



# Step 1 Choose the option to answer the question



Question 1 (Out of 17)

Q1: The professor encourages students to ask questions and is approachable for discussion and advice.

Excellent

Very Good

Good

Acceptable

Poor

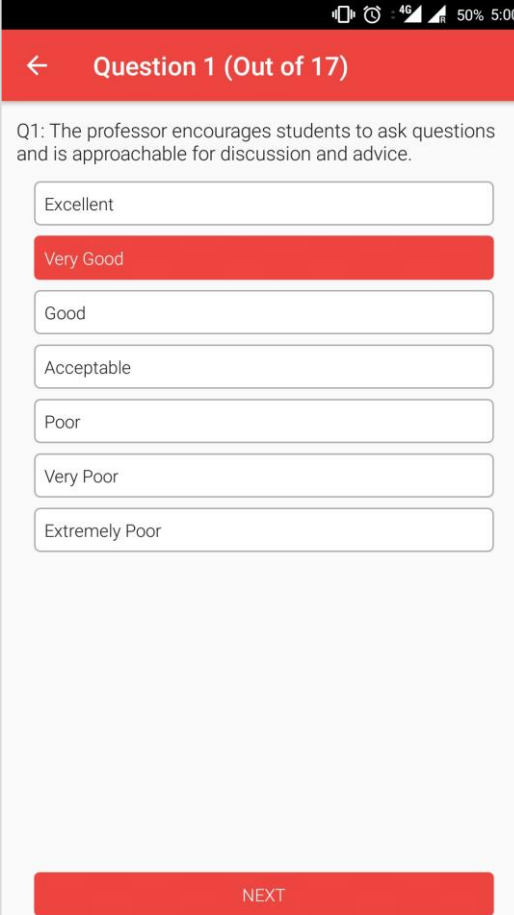
Very Poor

Extremely Poor

NEXT

The image shows a mobile application interface for a poll. At the top, there is a red header with a back arrow and the text "Question 1 (Out of 17)". Below this, the question text is displayed: "Q1: The professor encourages students to ask questions and is approachable for discussion and advice." There are seven radio button options listed vertically: "Excellent", "Very Good", "Good", "Acceptable", "Poor", "Very Poor", and "Extremely Poor". At the bottom of the screen, there is a red button labeled "NEXT". The status bar at the top of the phone shows icons for signal strength, Wi-Fi, battery (50%), and time (4:59).

## Step 2 Once you choose the answer click on next for second question



Question 1 (Out of 17)

Q1: The professor encourages students to ask questions and is approachable for discussion and advice.

Excellent

Very Good

Good

Acceptable

Poor

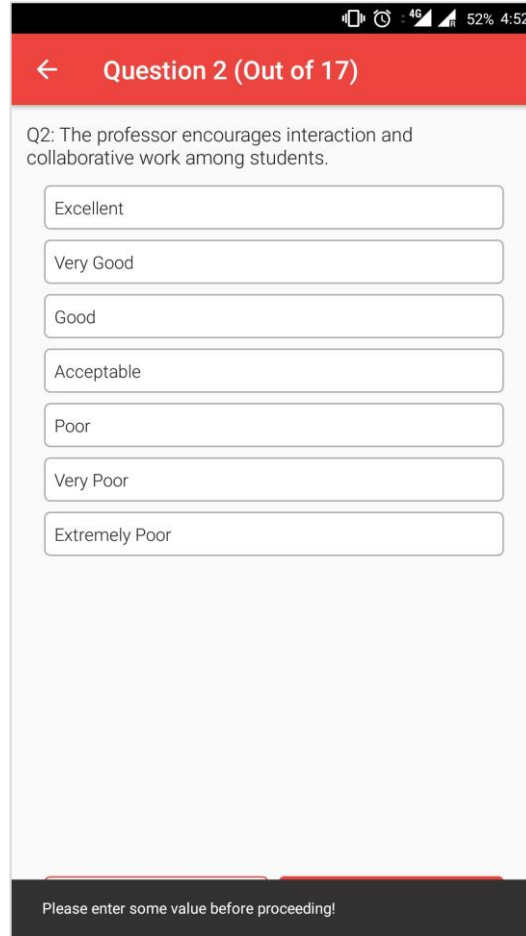
Very Poor

Extremely Poor

NEXT

The screenshot shows a mobile application interface for a poll. At the top, there is a red header bar with a back arrow and the text "Question 1 (Out of 17)". Below the header, the question text is displayed: "Q1: The professor encourages students to ask questions and is approachable for discussion and advice." There are seven answer options listed vertically in rounded rectangular boxes: "Excellent", "Very Good", "Good", "Acceptable", "Poor", "Very Poor", and "Extremely Poor". The "Very Good" option is highlighted with a red background, indicating it is the selected answer. At the bottom of the screen, there is a red button labeled "NEXT". The status bar at the very top shows icons for signal strength, Wi-Fi, battery (50%), and time (5:00).

## Step 3 Answer all the questions



The screenshot shows a mobile application interface for a poll. At the top, there is a red header bar with a back arrow and the text "Question 2 (Out of 17)". Below the header, the question text is displayed: "Q2: The professor encourages interaction and collaborative work among students." Underneath the question, there are seven vertically stacked, rounded rectangular buttons, each containing a response option: "Excellent", "Very Good", "Good", "Acceptable", "Poor", "Very Poor", and "Extremely Poor". At the bottom of the screen, a dark grey bar contains the text "Please enter some value before proceeding!". The top status bar of the phone shows icons for signal strength, Wi-Fi, battery (52%), and time (4:52).

← Question 2 (Out of 17)

Q2: The professor encourages interaction and collaborative work among students.

Excellent

Very Good

Good

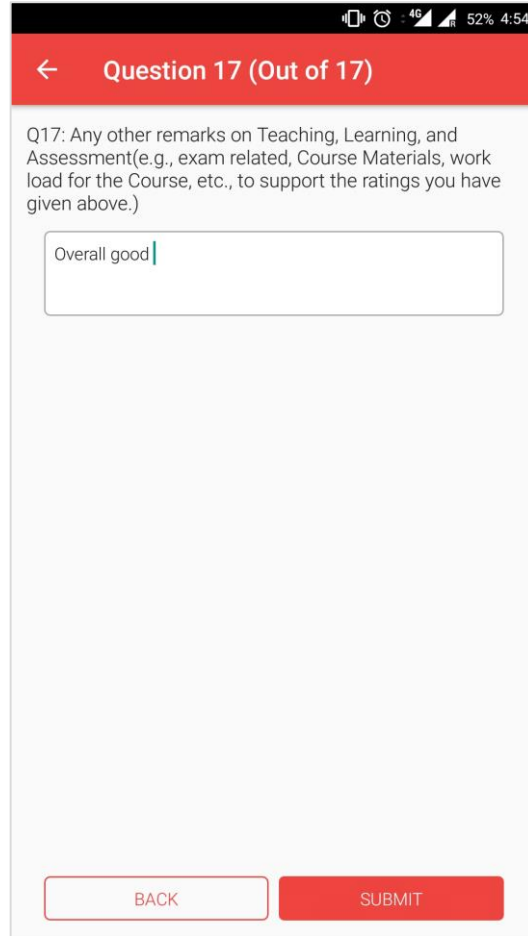
Acceptable

Poor

Very Poor

Extremely Poor

Please enter some value before proceeding!



← Question 17 (Out of 17)

Q17: Any other remarks on Teaching, Learning, and Assessment(e.g., exam related, Course Materials, work load for the Course, etc., to support the ratings you have given above.)

Overall good |

BACK SUBMIT

The screenshot shows a mobile application interface for a poll. At the top, there is a red header bar with a back arrow and the text "Question 17 (Out of 17)". Below the header, the question text is displayed: "Q17: Any other remarks on Teaching, Learning, and Assessment(e.g., exam related, Course Materials, work load for the Course, etc., to support the ratings you have given above.)". A text input field contains the text "Overall good" with a vertical cursor at the end. At the bottom of the screen, there are two buttons: a white "BACK" button and a red "SUBMIT" button. The status bar at the very top shows icons for signal strength, 4G LTE, 52% battery, and the time 4:54.