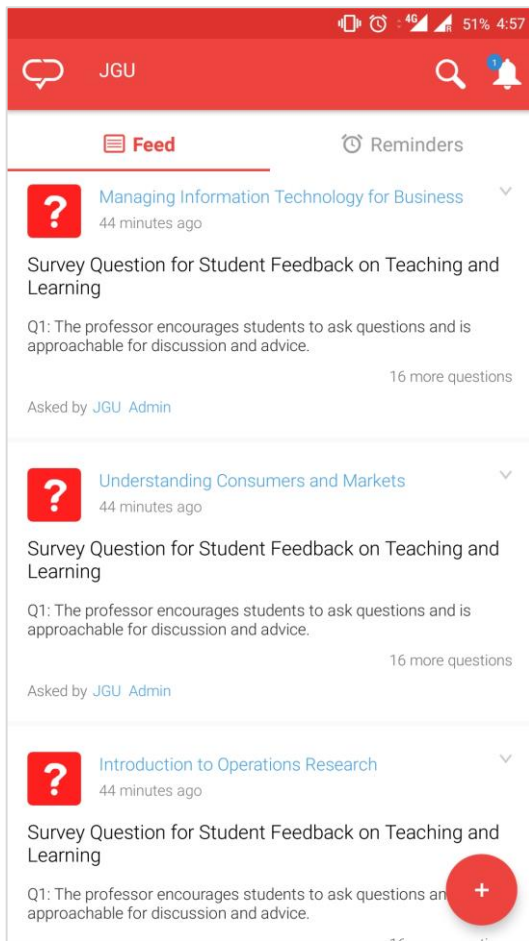


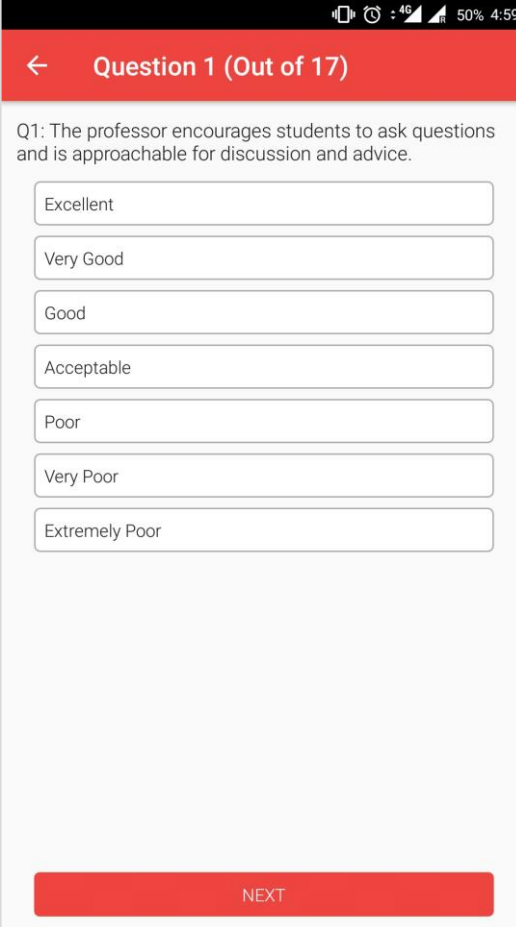


CollPoll Feedback Guide - iOS

Survey Questions – Click on the question to see the options



Step 1 Choose the option to answer the question



The screenshot shows a mobile application interface for a poll. At the top, there is a red header bar with a white back arrow and the text "Question 1 (Out of 17)". Below the header, the question text is displayed: "Q1: The professor encourages students to ask questions and is approachable for discussion and advice." Underneath the question, there are seven vertically stacked, rounded rectangular buttons, each containing a rating option: "Excellent", "Very Good", "Good", "Acceptable", "Poor", "Very Poor", and "Extremely Poor". At the bottom of the screen, there is a red button with the text "NEXT" in white.

← Question 1 (Out of 17)

Q1: The professor encourages students to ask questions and is approachable for discussion and advice.

Excellent

Very Good

Good

Acceptable

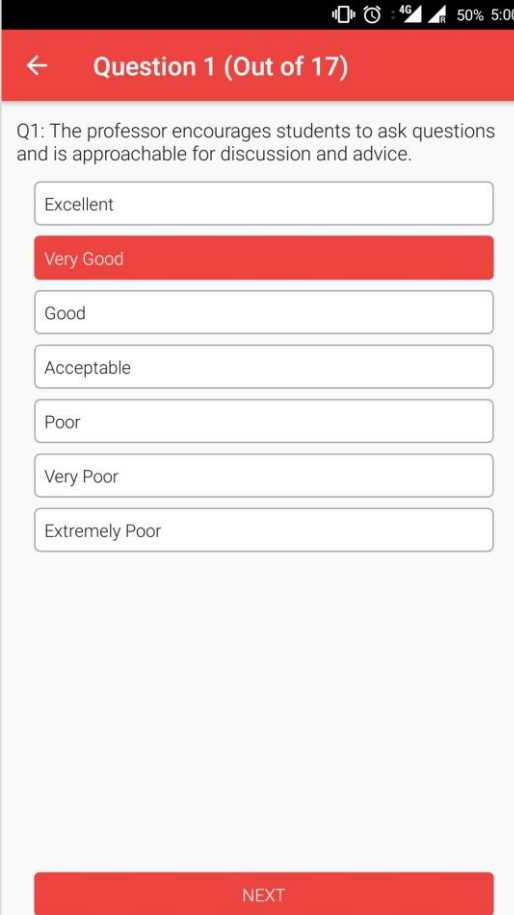
Poor

Very Poor

Extremely Poor

NEXT

Step 2 Once you choose the answer click on next for second question



Question 1 (Out of 17)

Q1: The professor encourages students to ask questions and is approachable for discussion and advice.

Excellent

Very Good

Good

Acceptable

Poor

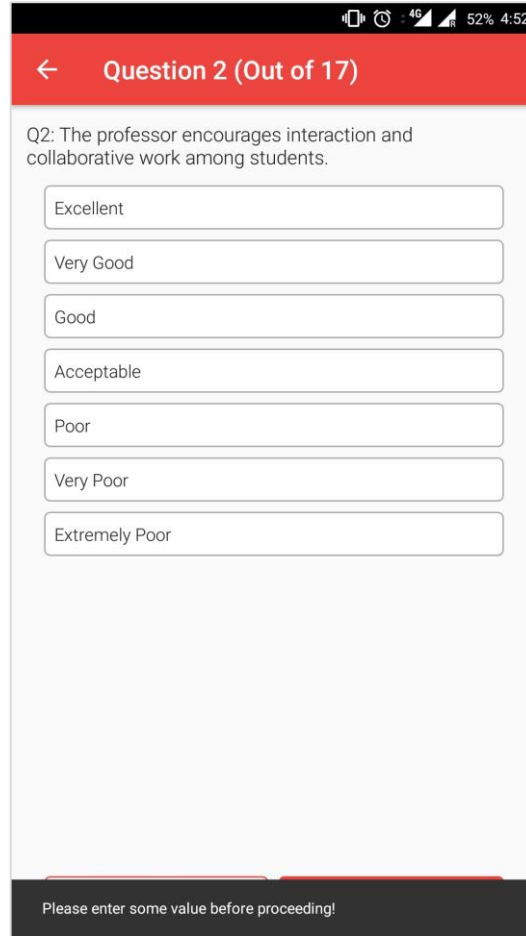
Very Poor

Extremely Poor

NEXT

The screenshot shows a mobile application interface for a poll. At the top, there is a red header with a back arrow and the text "Question 1 (Out of 17)". Below the header, the question text is displayed: "Q1: The professor encourages students to ask questions and is approachable for discussion and advice." Below the question, there are seven radio button options: "Excellent", "Very Good", "Good", "Acceptable", "Poor", "Very Poor", and "Extremely Poor". The "Very Good" option is selected, indicated by a red background behind the text. At the bottom of the screen, there is a red button labeled "NEXT". The status bar at the top of the phone shows icons for signal strength, Wi-Fi, battery (50%), and time (5:00).

Step 3 Answer all the questions



The screenshot shows a mobile application interface for a poll. At the top, there is a red header bar with a back arrow and the text "Question 2 (Out of 17)". Below the header, the question text reads: "Q2: The professor encourages interaction and collaborative work among students." There are seven radio button options listed vertically: "Excellent", "Very Good", "Good", "Acceptable", "Poor", "Very Poor", and "Extremely Poor". At the bottom of the screen, a dark grey bar contains the text "Please enter some value before proceeding!". The status bar at the very top shows icons for signal strength, 4G, 52% battery, and 4:52.

← Question 2 (Out of 17)

Q2: The professor encourages interaction and collaborative work among students.

Excellent

Very Good

Good

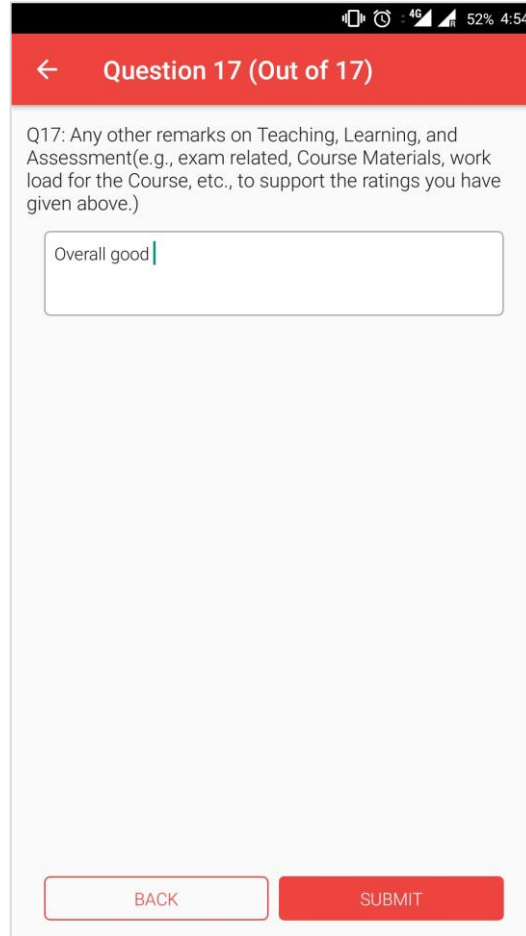
Acceptable

Poor

Very Poor

Extremely Poor

Please enter some value before proceeding!



The screenshot shows a mobile application interface for a poll question. At the top, there is a red header bar with a white back arrow and the text "Question 17 (Out of 17)". Below the header, the question text reads: "Q17: Any other remarks on Teaching, Learning, and Assessment(e.g., exam related, Course Materials, work load for the Course, etc., to support the ratings you have given above.)". A text input field contains the text "Overall good" with a green cursor at the end. At the bottom of the screen, there are two buttons: a white "BACK" button and a red "SUBMIT" button. The status bar at the very top shows icons for signal strength, Wi-Fi, battery (52%), and time (4:54).

← Question 17 (Out of 17)

Q17: Any other remarks on Teaching, Learning, and Assessment(e.g., exam related, Course Materials, work load for the Course, etc., to support the ratings you have given above.)

Overall good |

BACK SUBMIT